

# Six-day Easter calendar for kids: Wednesday to Easter Monday

---

## By Carmelina Read

Want to help your children reflect on Easter? Want to make it a fun time, but take it beyond bunnies and chocolate eggs and point them to Jesus? Here's a Six Day Easter Calendar with Bible readings, questions, suggested prayers and activities.

You could also pick and choose from the activities and use them for kids' church or for any children you'll spend a more limited time with over this period.

## Introduction

### Aim

This Easter Calendar operates like a Christmas Advent Calendar. It's designed for pre-schoolers through to early high school. It can also be used with older children by adapting the questions to suit the age group you are working with.

### Bible readings

There are six days of readings with suggested questions and discussion. The readings are taken from the gospel of Luke in the Easy To Read Version. If the children can read, it's a good idea to get them involved by asking them to read the passages in sections or in their entirety. If you have time to prepare, divide specific readings into parts and have different children read out the parts. You could also use simple props to dress them for their parts.

If you are reading, try to read slowly and with emphasis. Bring out the sections that relate to the questions and discussions that follow. Try to reflect the emotion in the passages. For example, sad and quiet when Jesus dies and excitement when the two men in shining clothes speak to the women at the tomb.

### Questions and discussion

The questions are divided into two groups: namely pre-schoolers to year 2, and primary to early high school. Feel free to adapt questions and discussions to suit the children you are reading to.

### Prayer

The suggested prayer is aimed at the preschool age group so it is very simple. It would be great to ask the children to respond with their own prayers.

### Activities

The activities are optional. Don't feel overwhelmed by the options—feel free to just do one! I have suggested some that are very simple and have included additional activities that are a little more complex.

I have suggested songs to sing. The Colin Buchanan songs are good for younger children, as is the song from Ben Ben Pakula's CD *We Will Follow Him*. The *Masterplan* CD by Ben Pakula is heavy rock album that older kids love.

You can download all the songs individually from iTunes if you don't have the CDs. You can buy Colin's CDs from his website at [bit.ly/colinbuchanan](http://bit.ly/colinbuchanan), and Ben's from [bit.ly/benpakula](http://bit.ly/benpakula).

On Easter Sunday, there's an empty tomb cake you can make with your kids, but I've suggested making it the day before (although you could ice and decorate it on the day).

### Basic Easter calendar




Photo by [kanspice2000](#).

A traditional type 'advent' calendar (where the child opens a box or egg each day) is simple to make. The no fuss method is to buy a set of plastic eggs like these from craft shops or in Kmart, Big W or Target. I bought mine from Spotlight for under \$5. Place the plastic eggs in a half dozen cardboard egg carton.

Alternatively, you can make the egg holders using toilet rolls as per the instructions and video here:



By Kelly from [beafunmum.com](#).

[bit.ly/beafunmum](http://bit.ly/beafunmum).

If you are super keen you can make the Easter calendar out of treat boxes, using beafunmum's instructions. Remember to only make six!

Here are some suggestions for what you can put in each egg/box for the corresponding days of readings:

Day 1: **Item:** A band-aid or a toy Roman soldier to remind the children of Jesus suffering at his trial.

**Treat:** Red jellybeans to remind the children that Jesus bled.

Day 2: **Item:** A nail to remind the children that Jesus was nailed to a cross.

**Treat:** Licorice bullets to symbolize nails.

Day 3: **Item:** Two small twigs and a small length of twine or wool to tie the twigs together to make a cross, to remind the children of Jesus dying

**Treat:** Sour worms to remind the children that dying on the cross was terrible for Jesus.

Day 4: **Item:** No item—empty egg, or if you prefer, a ripped piece of gauze or cloth to remind the children that Jesus came back to life and his tomb is empty.

**Treat:** Hollow chocolate to remind the children that the tomb is empty.

Day 5: **Item:** Paper cut-outs made of paper (and folded to fit inside the egg/box) to remind the children that Jesus is alive, so let's tell people. Here is a template:

[bit.ly/origami-paper-dolls](http://bit.ly/origami-paper-dolls).

**Treat:** Jelly babies to remind the children that King Jesus wants us to tell everyone that he is alive.



By Abby at [justagirlandherblog.com](#).

Day 6: **Item:** A small crown made of aluminium foil, decorated with coloured sticky spots or with coloured textas/markers to remind the children that King Jesus rules, so let's worship Him.

**Treat:** Any lollies that look like jewels e.g. strawberry creams or gummi candies.

### **Diorama**

If you want to collect all the items to make a diorama, cover a baking tray with black paper or cloth. Place each item on the tray each day and use the items to revise what you've already done the previous days. For older children, cover the items and see if they can remember what they are and what they symbolize.

### **Preparation**

I suggest you **read through all the material for the six days in advance** so that you can be well prepared. Enjoy! And happy Easter!

## Day 1, Wednesday: The king is on trial

“Today we’re going to start the first of six Bible readings and activities that will help us get ready for Easter. Every day, we’re going to read from the Bible, we’ll answer some questions and talk about what we’re learning. We’ll also open up one egg [point to the Easter Calendar] every day and see what’s inside.

“In our reading today, the Jewish leaders have arrested Jesus and taken him to the Roman leaders. Jesus is on trial. The Jewish leaders say that Jesus has done something wrong and should be punished. The Roman rulers are going to decide. Let’s read what happens to Jesus.”

### Luke 22:63-23:16, Easy To Read Version (ERV)

**63** The men guarding Jesus made fun of him and beat him. **64** They covered his eyes so that he could not see them. Then they hit him and said, “Be a prophet and tell us who hit you!” **65** And they shouted all kinds of insults at him.

**66** The next morning, the older leaders of the people, the leading priests, and the teachers of the law came together. They led Jesus away to their high council.

**67** They said, “If you are the Messiah, then tell us that you are.”

Jesus said to them, “If I tell you I am the Messiah, you will not believe me. **68** And if I ask you, you will not answer. **69** But beginning now, the Son of Man will sit at the right side of God All-Powerful.”

**70** They all said, “Then are you the Son of God?” Jesus said to them, “You are right in saying that I am.”

**71** They said, “Why do we need witnesses now? We all heard what he said!”

**23:1** Then the whole group stood up and led Jesus away to Pilate. **2** They began to accuse Jesus and said to Pilate, “We caught this man trying to change the thinking of our people. He says we should not pay taxes to Caesar. He calls himself the Messiah, a king.”

**3** Pilate asked Jesus, “Are you the king of the Jews?”

Jesus answered, “Yes, what you say is true.”

**4** Pilate said to the leading priests and the people, “I find nothing wrong with this man.”

**5** But they kept on saying, “His teaching is causing trouble all over Judea. He began in Galilee, and now he is here!”

**6** Pilate heard this and asked if Jesus was from Galilee. **7** He learned that Jesus was under Herod’s authority. Herod was in Jerusalem at that time, so Pilate sent Jesus to him.

**8** When Herod saw Jesus, he was very happy. He had heard all about him and had wanted to meet him for a long time. Herod wanted to see a miracle, so he was hoping that Jesus would do one. **9** He asked him many questions, but Jesus said nothing. **10** The leading priests and teachers of the law were standing there shouting things against Jesus. **11** Then Herod and his soldiers laughed at him. They made fun of him by dressing him in clothes like kings wear. Then Herod sent him back to Pilate. **12** In the past Pilate and Herod had always been enemies. But on that day they became friends.

**13** Pilate called all the people together with the leading priests and the Jewish leaders. **14** He said to them, “You brought this man to me. You said he was trying to change the people. But I judged him before you all and have not found him guilty of

the things you say he has done. **15** Herod didn't find him guilty either. He sent him back to us. Look, he has done nothing bad enough for the death penalty. **16** So, after I punish him a little, I will let him go free.

### Questions for pre-schoolers to year 2s

1. Who did Jesus say that he is? [The Son of God who will sit at the right side of God, to rule as his king, the King of the Jews, the Messiah (which is the Hebrew word for the Greek word 'Christ', meaning God's chosen king).]
2. Did the leaders believe that Jesus is God's king?
3. What bad things are the leaders doing to Jesus?
4. Did Jesus do anything bad to deserve being punished?
5. Do you believe that Jesus is God's King?

### Discussion

1. Why do you think people are hurting Jesus?
2. How does it make you feel that the leaders hurt Jesus?

### Questions for primary to early high school

1. Who did Jesus say that he is? [The Son of God who will sit at the right side of God, to rule as his king, the King of the Jews, the Messiah (which is the Hebrew word for the Greek word 'Christ', meaning God's chosen king).]
2. Did the leaders believe that Jesus is God's king?
3. What are the leaders doing to Jesus?
4. Did the Roman leaders find Jesus guilty or not guilty?

### Discussion

1. If Jesus is innocent, why do you think the Roman rulers allow Jesus to be punished?
2. How does it make you feel that Jesus didn't deserve to be punished?
3. Do you believe Jesus is God's chosen king? Why?

### Prayer

Dear God, we're sad the leaders punished Jesus when he did nothing wrong. Help us to always believe that Jesus is your chosen king. In Jesus' name, Amen.

### Activity:

1. Open egg 1. Ask the children: Why does the egg has a band-aid/toy Roman soldier in it? What does this remind you of? Let the children handle the item and choose one child to place it on the diorama tray.
2. Hand out the treat and talk about why it's a red jellybean.
3. Colouring-in sheet of Jesus being led away by soldiers: [bit.ly/jesus\\_soldiers](http://bit.ly/jesus_soldiers).
4. If you're into cooking, this site includes instructions on how to make a cookie cutter using symbols on a computer and printing them onto paper: [bit.ly/make\\_cookie\\_cutters](http://bit.ly/make_cookie_cutters).
5. For older kids, you could listen to and start to learn Ben Pakula's song *The Passion Part 2: Golgotha* from his *Masterplan* CD. The words are fantastic.

## Day 2, Thursday: The king is swapped for a murderer

Use item 1 to revise what you learnt on Day 1: “Yesterday we read about how King Jesus was put on trial and the Roman leaders punished Jesus even though they said he was innocent.

“Today we’re going to see what happens next in the Easter story.”

### Luke 23:17-34 (ERV)

**17** Every year at the Passover festival, Pilate had to release one prisoner to the people. **18** But they all shouted, “Kill him! Let Barabbas go free!” **19** (Barabbas was a man who was in jail for starting a riot in the city and for murder.)

**20** Pilate wanted to let Jesus go free. So again Pilate told them that he would let him go. **21** But they shouted again, “Kill him! Kill him on a cross!”

**22** A third time Pilate said to the people, “Why? What wrong has he done? He is not guilty. I can find no reason to kill him. So I will let him go free after I punish him a little.”

**23** But the people continued to shout. They demanded that Jesus be killed on a cross. Their shouting got so loud that **24** Pilate decided to give them what they wanted. **25** They wanted Barabbas to go free—the one who was in jail for starting a riot and for murder. Pilate let Barabbas go free. And he handed Jesus over to be killed. This is what the people wanted.

**26** The soldiers led Jesus away. At that same time there was a man from Cyrene named Simon coming into the city from the fields. The soldiers forced him to carry Jesus’ cross and walk behind him.

**27** A large crowd followed Jesus. Some of the women were sad and crying. They felt sorry for him. **28** But Jesus turned and said to the women, “Women of Jerusalem, don’t cry for me. Cry for yourselves and for your children too. **29** The time is coming when people will say, ‘The women who cannot have babies are the ones God has blessed. It’s really a blessing that they have no children to care for.’ **30** Then the people will say to the mountains, ‘Fall on us!’ They will say to the hills, ‘Cover us!’ **31** If this can happen to someone who is good, what will happen to those who are guilty?”

**32** There were also two criminals led out with Jesus to be killed. **33** They were led to a place called “The Skull.” There the soldiers nailed Jesus to the cross. They also nailed the criminals to crosses beside Jesus—one on the right and the other on the left.

**34** Jesus said, “Father, forgive them. They don’t know what they are doing.” The soldiers threw dice to divide Jesus’ clothes between them.

### Questions for pre-schoolers to year 2s

1. What did the people want Pilate to do to Jesus?
2. What kind of person was Barabbas? [You might need to explain what a murderer is.]
3. Did Barabbas deserve to die or to be let free?
4. What did Pilate do for Barabbas?
5. What happened to Jesus?
6. Did Jesus deserve to die or to be let free?

## Discussion

1. Who did the people love more? Jesus or Barabbas?
2. Jesus did a **swap** with the bad man Barabbas. Jesus never sinned; he was always good. But Jesus the good man did a **swap** with the bad man Barabbas.
3. Do you and I sin?
4. Jesus did a **swap** with you and me. On the cross, Jesus took our punishment for our sin. The Bible tells us that Jesus did this swap so we can be friends with God. Do you think Jesus is kind for doing this?

## Questions for primary to early high school

1. What did the people want Pilate to do to Jesus?
2. Who did the people want released from prison instead of Jesus? What was this person like?
3. What did Pilate do with the two prisoners?
4. Who deserved to die and who deserved to be let free? Why?

## Discussion

1. What do you think Luke is telling us by pointing out that an innocent man died in the place of a guilty man?  
Read 1 Peter 3:18 (ERV): “Christ himself suffered when he died for you, and with that one death he paid for your sins. He was not guilty, but he died for people who are guilty. He did this to bring all of you to God.”
2. Who are the guilty people Jesus died for?
3. Why did Jesus do this swap?

From  
[frillsfluffandtrucks.blogspot.com.au](http://frillsfluffandtrucks.blogspot.com.au).

## Prayer

Dear heavenly Father, Jesus never sinned. But he loved us so much that he took our punishment for us. Thank you that Jesus did a swap with us. Thank you that now we can be friends with you again. In Jesus' name we pray. Amen.

## Activity

1. Open egg 2. Ask the children what's in the egg and what it reminds them of. Place the nail on the diorama tray.
2. Hand out the treat and explain that the bullets look a bit like brown nails—just like the nails that the soldiers used to put Jesus on the cross.
3. Colouring-in sheet of Jesus on the cross: [bit.ly/jesusoncross](http://bit.ly/jesusoncross).
4. For older kids, listen again to Ben Pakula's song *The Passion Part 2: Golgotha* from his *Masterplan* CD.
5. Make this easy 'stained glass' cross to hang up on your window: [bit.ly/stainedglasscross](http://bit.ly/stainedglasscross).

Or simpler still, you could try this—hours of fun scrunching crepe paper and gluing it down: [bit.ly/scrunchedpapercross](http://bit.ly/scrunchedpapercross)!



By Julie at  
[happyhomefairy.com](http://happyhomefairy.com).

## Day 3, Good Friday: The king dies

Use the two items on the diorama to revise what we've learnt so far.

"Today we're going to see what happens to Jesus after He is nailed to the cross."

### Luke 23:35-56 (ERV)

**35** The people stood there watching everything. The Jewish leaders laughed at Jesus. They said, "If he is God's Chosen One, the Messiah, then let him save himself. He saved others, didn't he?"

**36** Even the soldiers laughed at Jesus and made fun of him. They came and offered him some sour wine. **37** They said, "If you are the king of the Jews, save yourself!" **38** (At the top of the cross these words were written: "this is the king of the Jews.")

**39** One of the criminals hanging there began to shout insults at Jesus: "Aren't you the Messiah? Then save yourself, and save us too!"

**40** But the other criminal stopped him. He said, "You should fear God. All of us will die soon. **41** You and I are guilty. We deserve to die because we did wrong. But this man has done nothing wrong." **42** Then he said, "Jesus, remember me when you begin ruling as king!"

**43** Then Jesus said to him, "I promise you, today you will be with me in paradise."

**44** It was about noon, but it turned dark throughout the land until three o'clock in the afternoon, **45** because the sun stopped shining. The curtain in the Temple was torn into two pieces. **46** Jesus shouted, "Father, I put my life in your hands!" After Jesus said this, he died.

**47** The army officer there saw what happened. He praised God, saying, "I know this man was a good man!"

**48** Many people had come out of the city to see all this. When they saw it, they felt very sorry and left. **49** The people who were close friends of Jesus were there. Also, there were some women who had followed Jesus from Galilee. They all stood far away from the cross and watched these things.

**50-51** A man named Joseph was there from the Jewish town of Arimathea. He was a good man, who lived the way God wanted. He was waiting for God's kingdom to come. Joseph was a member of the Jewish council. But he did not agree when the other Jewish leaders decided to kill Jesus. **52** He went to Pilate and asked for the body of Jesus. **53** He took the body down from the cross and wrapped it in cloth. Then he put it in a tomb that was dug in a wall of rock. This tomb had never been used before. **54** It was late on Preparation day. When the sun went down, the Sabbath day would begin.

**55** The women who had come from Galilee with Jesus followed Joseph. They saw the tomb. Inside they saw where he put Jesus' body. **56** Then they left to prepare some sweet-smelling spices to put on the body.

On the Sabbath day they rested, as commanded in the Law of Moses.

### Questions for pre-schoolers to year 2s

1. What happened to Jesus after he was nailed to the cross?
2. What happened to him after he died?
3. King Jesus was killed on a cross. It's a terrible way to die. It was the saddest day ever. That's what we remember today on Good Friday.



4. Why do you think we call today Good Friday when something so sad happened? (Jesus saved us from the punishment we deserve for our sin).

### Questions for primary to early high school

1. What did the soldiers and the Jewish leaders tease Jesus about?
2. Did Jesus save himself?
3. What happened to Jesus?
4. After Jesus died, what happened to him?
5. Who saw all these things happen?

### Discussion

1. Do you think King Jesus could have saved himself? Why?
2. Why do you think King Jesus didn't save himself? [To save us, the guilty.]
3. Why do you think we call today **Good** Friday? [Because Jesus chose not to save himself so he could save us from the punishment we deserve for our sin.]
4. Why do you think it's important that many people saw Jesus dead and buried in a tomb? [They are eyewitnesses that Jesus really died.]

### Prayer

Dear God, thank you that King Jesus died on the cross to save us from our sin. We're sorry that Jesus had to die for our sin. Please forgive us. In Jesus' name we pray, Amen.

### Activity

1. Open egg 3. Ask the children what's in the egg. Help them make the cross using the twine/wool. Ask them what it reminds them of. Place the cross on the diorama tray.
2. Hand out the treat and explain that the sour worms remind us that it was terrible for Jesus to die on a cross for us.
3. Colouring-in sheet of the burial of Jesus from [bit.ly/jesusburial](http://bit.ly/jesusburial).
4. Sing the Colin Buchanan song *Isaiah 53:6* from the *Baa Baa Doo Baa Baa* CD.
5. For older kids, listen again to Ben Pakula's song *The Passion Part 2: Golgotha* from his *Masterplan* CD. This time, see if you can sing along and talk about what the words mean. Primary school aged kids might still think it's cool to play air-guitar along with Ben!
6. Try these dipped pretzel crosses: [bit.ly/pretzelcross](http://bit.ly/pretzelcross).



From [almostunschoolers.blogspot.com.au](http://almostunschoolers.blogspot.com.au).

## Day 4, Easter Saturday: The king rises from the dead

Use the three items on the diorama to revise what we've learnt so far.

"Today we're going to see what happens to Jesus after he dies."

### Luke 24:1-12 (ERV)

**24** Very early Sunday morning, the women came to the tomb where Jesus' body was laid. They brought the sweet-smelling spices they had prepared. **2** They saw that the heavy stone that covered the entrance had been rolled away. **3** They went in, but they did not find the body of the Lord Jesus. **4** They did not understand this. While they were wondering about it, two men in shining clothes stood beside them. **5** The women were very afraid. They bowed down with their faces to the ground. The men said to them, "Why are you looking for a living person here? This is a place for dead people. **6** Jesus is not here. He has risen from death. Do you remember what he said in Galilee? **7** He said the Son of Man must be handed over to the control of sinful men, be killed on a cross, and rise from death on the third day." **8** Then the women remembered what Jesus had said.

**9** The women left the tomb and went to the eleven apostles and the other followers. They told them everything that happened at the tomb. **10** These women were Mary Magdalene, Joanna, Mary, the mother of James, and some others. They told the apostles everything that happened. **11** But the apostles did not believe what they said. It sounded like nonsense. **12** But Peter got up and ran to the tomb to see. He looked in, but he saw only the cloth that Jesus' body had been wrapped in. It was just lying there. Peter went away to be alone, wondering what had happened.

### Questions for pre-schoolers to year 2s

1. When the women went to the tomb where Jesus' body was, what did they see?
2. Was Jesus' body there?
3. What did the two men in shining clothes tell the women about Jesus?
4. Did the other disciples believe what the women told them?

### Discussion:

1. Do you believe Jesus came back to life from the dead?  
Tomorrow is Easter Sunday. Tomorrow's the day we celebrate that Jesus died and came back to life. Easter Sunday is one of the happiest days ever!  
But do you know what? We can celebrate Easter Sunday every day. Every day is a good day for thanking God that Jesus isn't dead. Every day is a good day to thank God that King Jesus came back to life. Let's do that now by praying.

### Questions for primary to early high school

1. As the women were walking to the tomb, what do you think there were expecting to see when they got there? Why do you think this?
2. What did the women see when they got to the tomb?
3. What did the two men in shining clothes tell the women?
4. Why is the information the men told the women important?
5. How did the other disciples react when the women told them everything that happened at the tomb?

## Discussion

1. Do you believe Jesus came back to life from the dead? Why do you believe this?
2. Why do you think it's important that Jesus came back to life?

Tomorrow is Easter Sunday. Tomorrow's the day we celebrate that Jesus died and came back to life. Easter Sunday is one of the happiest days ever!

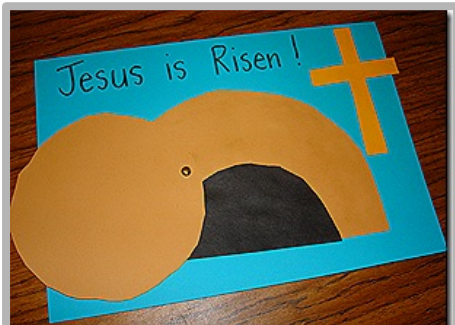
But do you know what? We can celebrate Easter Sunday every day. Every day is a good day for thanking God that Jesus isn't dead. Every day is a good day to thank God that King Jesus came back to life. Let's do that now by praying.

## Prayer

Dear heavenly Father, we're sad that Jesus had to die. But we give you praise that King Jesus came back to life after he died. Help us to celebrate this every day. In Jesus' name we pray, Amen.

## Activity

1. Open egg 4. Ask the children: What's in the egg? What does this remind you of?
2. Hand out the treat and ask the children to take a bite and see what's inside. Talk about how the empty chocolate reminds us that Jesus' tomb is empty. This is because Jesus came back to life and left the tomb.
3. Colouring-in sheet of the empty tomb: [bit.ly/jesusrisen](http://bit.ly/jesusrisen).
4. Sing the Colin Buchanan song *He Died Upon The Cross* from the *Practise Being Godly* CD.



By Jenn at [totallytots.blogspot.com.au](http://totallytots.blogspot.com.au).

5. Make an Easter card to give to someone tomorrow. Here is one idea from: [bit.ly/jesusrisencard](http://bit.ly/jesusrisencard). You could also write in Luke 24:6: "Jesus is not here. He has risen from death."

5. For older kids, listen to and start to learn to sing Ben Pakula's song *The Passion*

*Part 3: The Risen King* from his *Masterplan* CD.

6. If you're into cooking, today's the day for the special Easter cake of the empty tomb: [bit.ly/resurrectioncake](http://bit.ly/resurrectioncake).
7. For something easier, try these easy empty tomb cookies. Don't



By Mackenzie at [cheeriosandlattes.com](http://cheeriosandlattes.com).

feel you need to follow the verbal instructions on the different ingredients and what they symbolize—but the cookies do look yummy! [bit.ly/resurrectioncookies](http://bit.ly/resurrectioncookies)



By Jessica at [lifesamom.com](http://lifesamom.com).

## Day 5, Easter Sunday: The king is alive

Remember to give the Easter card you made on the first day to the person you made it for.

Use the four items on the diorama to revise what we've learnt so far. If you decided to leave egg four empty, remember that you only have three items so you will need to remind them about egg 4.

Today we're going to see what happens to Jesus after He comes back to life.

### Luke 24:13-49 (Shorter reading option: Luke 24:36b-49) (ERV)

**13** That same day two of Jesus' followers were going to a town named Emmaus. It is about seven miles from Jerusalem. **14** They were talking about everything that had happened. **15** While they were talking, discussing these things, Jesus himself came near and walked with them. **16** (But the two men were not allowed to recognize Jesus.) **17** He asked them, "What's this I hear you discussing with each other as you walk?"

The two men stopped, their faces looking very sad. **18** The one named Cleopas said, "You must be the only person in Jerusalem who doesn't know what has just happened there."

**19** Jesus said, "What are you talking about?"

They said, "It's about Jesus, the one from Nazareth. To God and to all the people he was a great prophet. He said and did many powerful things. **20** But our leaders and the leading priests handed him over to be judged and killed. They nailed him to a cross. **21** We were hoping that he would be the one to free Israel. But then all this happened.

"And now something else: It has been three days since he was killed, **22** but today some of our women told us an amazing thing. Early this morning they went to the tomb where the body of Jesus was laid. **23** But they did not find his body there. They came and told us they had seen some angels in a vision. The angels told them Jesus was alive! **24** So some of our group went to the tomb too. It was just as the women said. They saw the tomb, but they did not see Jesus."

**25** Then Jesus said to the two men, "You are foolish and slow to realize what is true. You should believe everything the prophets said. **26** The prophets said the Messiah must suffer these things before he begins his time of glory." **27** Then he began to explain everything that had been written about himself in the Scriptures. He started with the books of Moses and then he talked about what the prophets had said about him.

**28** They came near the town of Emmaus, and Jesus acted as if he did not plan to stop there. **29** But they wanted him to stay. They begged him, "Stay with us. It's almost night. There's hardly any daylight left." So he went in to stay with them.

**30** Joining them at the supper table, Jesus took some bread and gave thanks. Then he broke some off and gave it to them. **31** Just then the men were allowed to recognize him. But when they saw who he was, he disappeared. **32** They said to each other, "When he talked to us on the road, it felt like a fire burning in us. How exciting it was when he explained to us the true meaning of the Scriptures!"

**33** So the two men got up then and went back to Jerusalem. There they found the followers of Jesus meeting together. The eleven apostles and the people with them **34** said, "The Lord really has risen from death! He appeared to Simon."

**35** Then the two men told what had happened on the road. They talked about how they recognized Jesus when he shared the bread with them.

**36** While the two men were saying these things to the other followers, Jesus himself came and stood among them. He said to them, “Peace be with you.”

**37** This surprised the followers. They were afraid. They thought they were seeing a ghost. **38** But Jesus said, “Why are you troubled? Why do you doubt what you see?”

**39** Look at my hands and my feet. It’s really me. Touch me. You can see that I have a living body; a ghost does not have a body like this.”

**40** After Jesus told them this, he showed them his hands and his feet. **41** The followers were amazed and very, very happy to see that Jesus was alive. They still could not believe what they saw. He said to them, “Do you have any food here?”

**42** They gave him a piece of cooked fish. **43** While the followers watched, he took the fish and ate it.

**44** Jesus said to them, “Remember when I was with you before? I said that everything written about me must happen—everything written in the Law of Moses, the books of the prophets, and the Psalms.”

**45** Then Jesus helped the followers understand these Scriptures about him.

**46** Jesus said to them, “It is written that the Messiah would be killed and rise from death on the third day. **47-48** You saw these things happen—you are witnesses. You must go and tell people that they must change and turn to God, which will bring them his forgiveness. You must start from Jerusalem and tell this message in my name to the people of all nations. **49** Remember that I will send you the one my Father promised. Stay in the city until you are given that power from heaven.”

### Questions for pre-schoolers to year 2s

1. When Jesus came and stood in front of his followers what did they think they were seeing?
2. After Jesus’ followers touched him, did they believe he was really alive?
3. What did Jesus tell his followers to do with the truth that he is alive? [Tell other people about him.]

### Discussion

1. Today is Easter Sunday. It’s the day we celebrate that Jesus is alive. Do you think everyone we know believes King Jesus is alive?
2. King Jesus wants us to tell everyone who doesn’t believe that he’s alive. Let’s pray for some of them now.

### Questions for primary to early high school

1. What did Jesus teach the two men about the Old Testament?
2. When did the two men recognize Jesus?
3. When Jesus came and stood in front of his followers, what did they think they were seeing?
4. When did Jesus’ followers believe Jesus was really alive?
5. What did Jesus do that only people who are alive do? [Eat.]
6. What did Jesus’ tell his followers that they are? [Eyewitnesses.]
7. What did Jesus tell his followers to do with the truth that he’s alive?

### Discussion

1. Today is Easter Sunday. It's the day we celebrate that Jesus is alive. Jesus' followers didn't believe Jesus was really alive until they saw his body with the nail marks and then watched him eat. Can you see Jesus' body today?
2. How can you know that Jesus is really alive? [Eyewitness testimony of the followers we read in the Bible—like here in Luke.]
3. Do you think everyone we know believes King Jesus is alive?
4. What do you think we should do with the truth that Jesus came back to life?
5. Who can you pray for? Will you ask God to help you to tell this person the message of Easter Sunday

### Prayer

Dear God, we pray for... Please help me to talk to... about Jesus. Help us to tell... that King Jesus is alive. We pray this in the name of Jesus, Amen.

### Activity

1. Open egg 5. Ask the children: What's in the egg. What does this remind us of? [That King Jesus wants us to tell other people that he's alive.]
2. Hand out the treat and ask the children what the jelly babies remind us of.
3. Colouring-in sheet of two men running away from the empty tomb: [bit.ly/jesusalive](http://bit.ly/jesusalive).
4. Sing the Ben Pakula song *J Is For Jesus* from the *We Will Follow Him* CD.
5. For kids in year 2 and above, this is a good time to introduce them to the idea of praying regularly for family, friends, missionaries, etc.. I have attached at the end of this document a simple prayer diary that includes praying for friends who don't yet know Jesus. Play Ben Pakula's song *Building His Church* from the *Masterplan* CD in the background while you fill it in with the children. Then talk about the words of the song.

## Day 6, Easter Monday: The kind rules

Use the five items on the diorama to revise what we've learnt so far. If you decided to leave egg four empty, remember that you only have four items, so make sure you cover the missing item.

"Today we're going to see what happens to Jesus after he comes back to life."

### Luke 24:45-53 (ERV)

**45** Then Jesus helped the followers understand these Scriptures about him. **46** Jesus said to them, "It is written that the Messiah would be killed and rise from death on the third day. **47-48** You saw these things happen—you are witnesses. You must go and tell people that they must change and turn to God, which will bring them his forgiveness. You must start from Jerusalem and tell this message in my name to the people of all nations. **49** Remember that I will send you the one my Father promised. Stay in the city until you are given that power from heaven."

**50** Jesus led his followers out of Jerusalem almost to Bethany. He raised his hands and blessed his followers. **51** While he was blessing them, he was separated from them and carried into heaven. **52** They worshiped him and went back to Jerusalem very happy. **53** They stayed at the Temple all the time, praising God.

### Questions for pre-schoolers to year 2s

1. Where did Jesus go after he said his last words to his followers?
2. Where is King Jesus now? [In heaven, ruling as God's king.]
3. What did his followers do after Jesus went back to heaven?

### Discussion

1. Is Jesus your King?
2. Jesus' followers spent the rest of their lives worshipping Jesus and praising God for Jesus. How do you think we can worship Jesus? [We worship Jesus when we believe that he died for our sin, that he came back to life, and when we live with Jesus as our King.] Let's tell God how great Jesus is now.

### Questions for primary to early high school

1. Where did Jesus go after he said his last words to his followers?
2. Where is King Jesus now? [In heaven, ruling as God's king.]
3. What did his followers do after King Jesus went back to heaven?
4. How is this different to what the Jewish and Roman leaders did to Jesus?

### Discussion


1. Our reading today says that after seeing Jesus go back to heaven his followers were very happy. Why do you think they were very happy?
2. There will be many times when we're sad. Do you think we can still be happy when we're sad? Why?
3. Is Jesus your King? Why?
4. What does it mean to worship Jesus? [We worship Jesus when we believe that he died for our sin, that he came back to life, and live with Jesus as our King. Worship is something we do in all of life, not just when we pray or sing—although it does include these activities.] Let's praise God and worship King Jesus now.

## Prayer

Dear God in heaven, we praise you that Jesus is your king. We praise you that Jesus is in heaven with you now, ruling the whole world. Help us to believe Jesus is your king and to live everyday with Jesus as our king.

## Activity

1. Open egg 6. Ask the children what's in the egg. What does this remind us of?
2. Hand out the treat and ask the children what the sweets remind us of. Clue something that's on the foil! [They remind us of the jewels on the crown of a king, and that Jesus is our king.]
3. Colouring-in sheet of a crown. You could use cellophane paper to decorate the jewels or glitter sprinkled over glue: [bit.ly/crowncolourpage](http://bit.ly/crowncolourpage).
4. Sing or listen to *Jesus Is The Mighty, Mighty King* by Colin Buchanan from the *Follow The Saviour* CD.
5. Older kids could again listen to Ben Pakula's song *Building His Church* from the *Masterplan* CD and finish filling in the prayer diary.



By Julie at [happyhomefairy.com](http://happyhomefairy.com).

6. Here's a final activity that's a bit of holiday fun. In the school holidays we usually buy one packet of breakfast cereal that they're not allowed in term time (because of the high sugar content!). Here's a way to finish the Easter calendar using Fruit Loops that even older kids might think is cool. They could try making a crown shape.



<p><b>Monday</b></p> <p><b>1. Every day prayer</b> Say sorry to God Family</p> <p><b>2. A thanksgiving point</b></p> <p><b>3. Requests for others</b> A missionary</p> <p><b>4. Prayer for me</b></p>	<p><b>Tuesday</b></p> <p><b>1. Every day prayer</b></p> <p><b>2. A thanksgiving point</b></p> <p><b>3. Requests for others</b> Kids' Church</p> <p><b>4. Prayer for me</b></p>	<p><b>Wednesday</b></p> <p><b>1. Every day prayer</b></p> <p><b>2. A thanksgiving point</b></p> <p><b>3. Requests for others</b> Church leaders</p> <p><b>4. Prayer for me</b></p>	<p><b>Thursday</b></p> <p><b>1. Every day prayer</b></p> <p><b>2. A thanksgiving point</b></p> <p><b>3. Requests for others</b> A non-Christian friend</p> <p><b>4. Prayer for me</b></p>
<p><b>Friday</b></p> <p><b>1. Every day prayer</b></p> <p><b>2. A thanksgiving point</b> A new believer in Jesus</p> <p><b>3. Requests for others</b> A new believer</p> <p><b>4. Prayer for me</b></p>	<p><b>Saturday</b></p> <p><b>1. Every day prayer</b></p> <p><b>2. A thanksgiving point</b> A non-Christian friend</p> <p><b>3. Requests for others</b> Government</p> <p><b>4. Prayer for me</b></p>	<p><b>Sunday</b></p> <p><b>1. Every day prayer</b></p> <p><b>2. A thanksgiving point</b></p> <p><b>3. Requests for others</b> A Christian friend</p> <p><b>4. Prayer for me</b></p> <p><b>5. Pray for one person you spoke to at church today</b></p>	<p><b>Prayer Requests</b></p> <p>*</p> <p>*</p> <p>*</p> <p>*</p> <p>*</p> <p>*</p>

**My Prayer Diary**